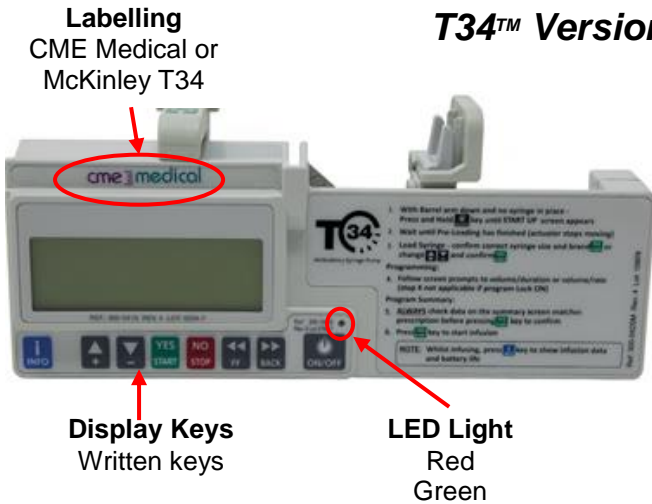



T34 Syringe Pump Differences in Labelling between Versions

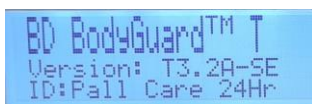


PLEASE NOTE THERE ARE NO DIFFERENCES IN PREPARING & OPERATING THE DIFFERENT VERSIONS OF T34 PUMPS




T34™ Version 2 - Battery Life 2-3 Days




T34™ converted to a BD BodyGuard™ T - Battery Life 1½ - 2 Days



The pump above labelled T34 should display Bodyguard T on the start-up screen. If it does not the pump should be returned to the medical physics department to receive a software update. A pump not displaying this screen has a battery life of **less than 1 day**



BD BodyGuard™ T - Battery Life 1½ - 2 Days



BodyGuard™ T Syringe Pump Date and Time Setting

Backup Battery Depletion




If the internal backup battery has been depleted, the pump displays an alarm and requires you to enter the current date and time.

To enter date and time, follow these instructions

1. Press the  key.







Time & Date
Incorrect date/time
Press ▶ to restore

2. Press the  key or the  key to change year, then press the  key.






16.08.2020 10:30:45
Year 20
Change ▲▼, Press ▶

NOTE: Press the  key to go back to the previous step.

3. Press the  key or the  key to change month, then press the  key.






16.08.2020 10:30:45
Month 08
Change ▲▼, Press ▶

4. Press the  key or the  key to change date, then press the  key.






16.08.2020 10:30:45
Date 16
Change ▲▼, Press ▶

5. Press the  key or the  key to change hour, then press the  key.



16.08.2020 10:30:45
Hours 10
Change ▲▼, Press ▶

6. Press the  key or the  key to change minutes, then press the  key.



16.08.2020 10:30:45
Minutes 30
Change ▲▼, Press ▶